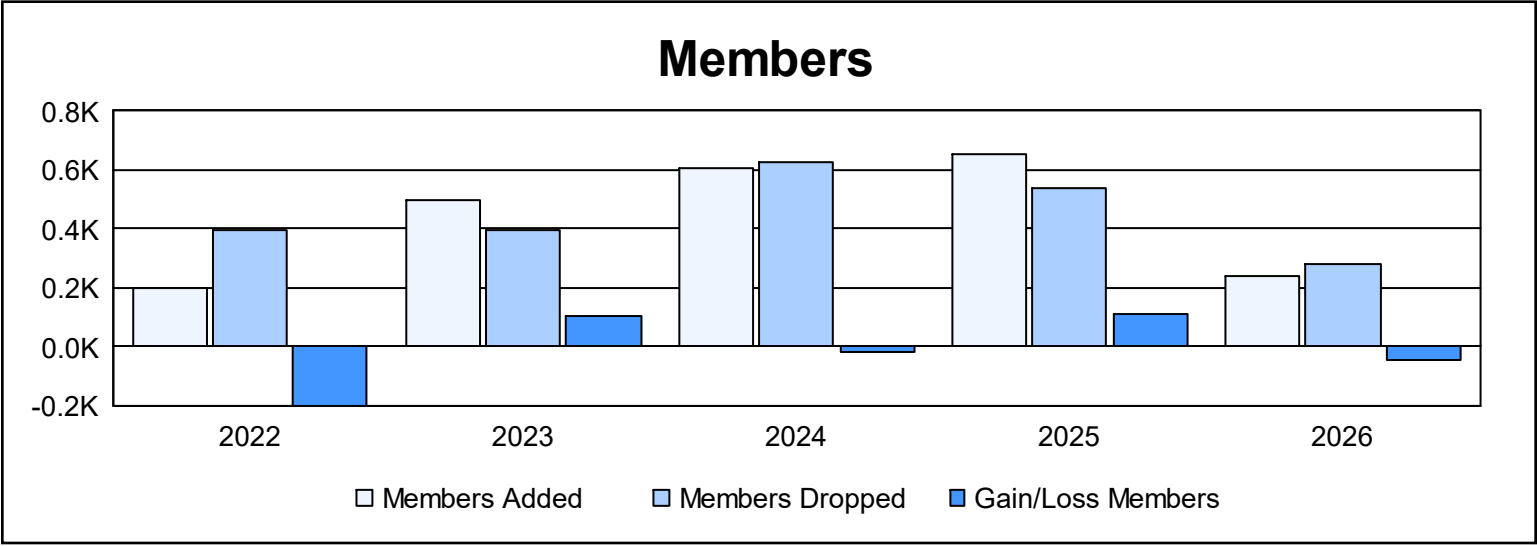
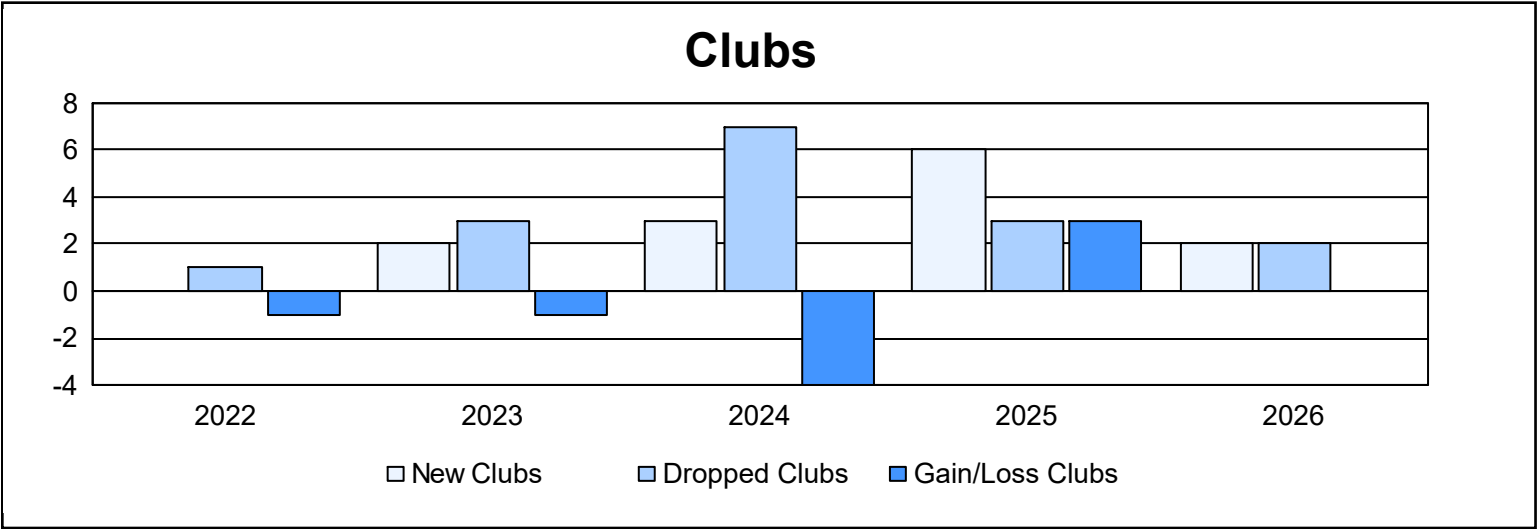
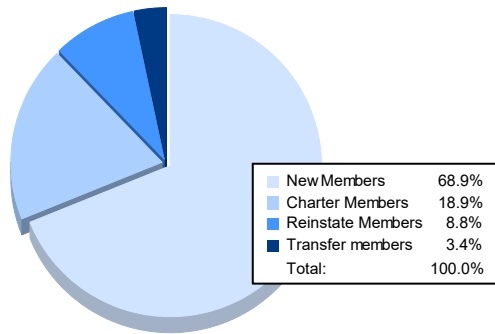


| Year | New Clubs | Dropped Clubs | Gain/ Loss Clubs | New Members | Charter Members | Reinstate Members | Transfer Members | Total Member Added | Total Members Dropped | Gain/ Loss Members |
|-----------|-----------|---------------|------------------|-------------|-----------------|-------------------|------------------|--------------------|-----------------------|--------------------|
| 2021-2022 | 0 | 1 | -1 | 183 | 3 | 7 | 7 | 200 | 398 | -198 |
| 2022-2023 | 2 | 3 | -1 | 427 | 61 | 10 | 2 | 500 | 399 | 101 |
| 2023-2024 | 3 | 7 | -4 | 417 | 90 | 86 | 16 | 609 | 626 | -17 |
| 2024-2025 | 6 | 3 | 3 | 377 | 161 | 106 | 7 | 651 | 537 | 114 |
| 2025-2026 | 2 | 2 | 0 | 164 | 45 | 21 | 8 | 238 | 282 | -44 |
| Average | 3 | 3 | -1 | 314 | 72 | 46 | 8 | 440 | 448 | -9 |



Membership Composition December 2025 Cumulative



Gender Composition December 2025 Cumulative

